



STABLE

- Durable waterproof construction
- Suitable for all spaces
- Suitable for rooms with large windows

RIGID

- Superior indentation resistance
- Minimized telegraphing of small subfloor imperfections

FLOATING INSTALLATION


- Fast and easy to install click system
- Install up to 400 square meters without transitions in doorways
- Installs directly over most existing hard surface subfloors



- 1 MULTI LAYER QUARTZ ENHANCED URETHANE COATING
- 2 DEEP STRUCTURED DECORATIVE LAYER
- 3 RIGID LIMESTONE-BASED CORE
- 4 SOUND ABSORBING PAD




ELITE



30
Year
Residential


15
Year
Commercial


100%
Waterproof


Stable to Heat
& Sunlight


Perfect For
Every Room


Easy
Maintenance


Sound
Absorbing Pad


Suitable For
Underfloor Heating

Size: **1235 x 178 x 5mm (incl. 1mm pre-attached underlay)**
Wear layer: **0.55mm**
Surface: **Embossed Surface**
Bevel: **Bevel on 4 Sides**
Click: **Tight Lock**



Dune Birch CW-2362



Stormy Grey CW-2360



Sand Wood CW-1618



Russet Oak CW-2361



Timberland Oak CW-2034



Soho Smoke CW-565

Sand Wood
CW-1618