



# CENTRAL HEATING

Thermodynamic Solar Solution  
for central heating

Equipment with 6 to 40 solar panels

# CENTRAL HEATING



CENTRAL HEATING

# COMFORT, CONVENIENCE WITH MAXIMUM ECONOMY



Check warranty conditions



- SUPER EFFICIENT ENVIRONMENT HEATING AT LOW.
- NON-EXISTENT PROGRAMMED MAINTENANCE.
- POSSIBILITY OF JOINING ALL HOUSE HEATING EQUIPMENT INTO JUST ONE SOLUTION.
- POSSIBILITY OF ALTERNATING BETWEEN ENVIRONMENT HEATING IN THE COLDER SEASONS AND SWIMMING-POOL HEATING IN THE WARMER SEASONS.
- ABSOLUTE GUARANTEE OF PRODUCTION OF HOT WATER FOR HEATING AT 55°C DURING THE WINTER.
- HIGHLY EFFICIENT SCROLL COMPRESSOR.
- HIGH QUALITY STAINLESS STEEL PLATES EXCHANGER.
- FREE OF DEFROST CYCLES.
- SMALL DIMENSION INDOOR UNIT.
- CENTRAL HEATING WITHOUT CHIMNEYS AND BURNT GASES, TOTALLY ENVIRONMENTALLY FRIENDLY.
- WORKS WITH UNDERFLOOR HEATING, RADIATORS, CONVECTORS OR FAN COILS.
- ELECTRONIC EXPANSION VALVE.

## MAXIMUM EFFICIENCY



Note Simplified representative diagram

Technical drawing of Solar Block on page 54

## Specifications

Model		Solar Block 6	Solar Block 12	Solar Block 16	Solar Block 28	Solar Block 40
Solar Panels		6	12	16	28	40
Maximum Thermal Power.	W	7500	16580	24210	38220	54600
Power Consumption Min.	W	1230	2010	3210	5650	8450
Water Flow	m <sup>3</sup> /h	0,7	1,0	1,5	3,0	5,0
Pressure Drop	kPa	3,0	9	7	11	36
Electrical Supply		1~/ 230V / 50 Hz or 3~/ 400V / 50 Hz			3~/ 400V / 50 Hz	
Protection (M/T)*	A	16/6	25/10	2x16/16	20	25
Hydraulic Connections	Pol.	1	1	1	1	1
Block Gross Weight	kg	48	96	128	210	320

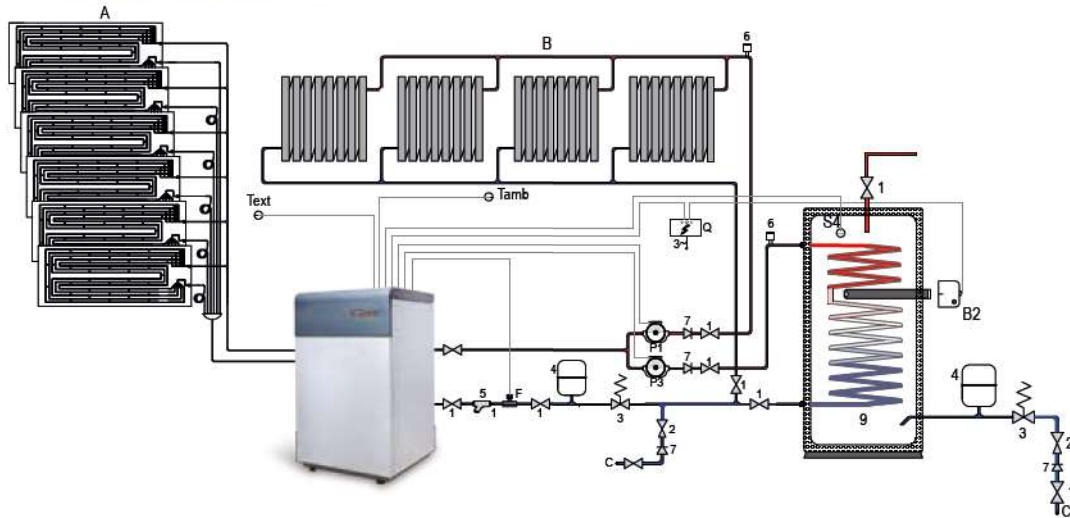
\*Magnetothermic Protection Switch (S, for the Single-Phase version and T for the Three-Phase version) to be fitted by the installer.

Model	Panels	Area to be heated*	Cylinder	Electrical Supply
Solar Block 6	6	90 m <sup>2</sup>	-	230V or 400V
Solar Block 12	12	150 m <sup>2</sup>	-	230V or 400V
Solar Block 16	16	220 m <sup>2</sup>	-	230V or 400V
Solar Block 28	28	300 m <sup>2</sup>	-	400V
Solar Block 40	40	450 m <sup>2</sup>	-	400V
Solar Block 6 Plus	6	90 m <sup>2</sup>	200	230V or 400V
Solar Block 12 Plus	12	150 m <sup>2</sup>	300	230V or 400V
Solar Block 16 Plus	16	220 m <sup>2</sup>	300	230V or 400V
Solar Block 28 Plus	28	300 m <sup>2</sup>	500	400V
Solar Block 40 Plus	40	450 m <sup>2</sup>	500	400V

\*Does not relieve the sizing of the solar system according to the building, installation and geographic location.

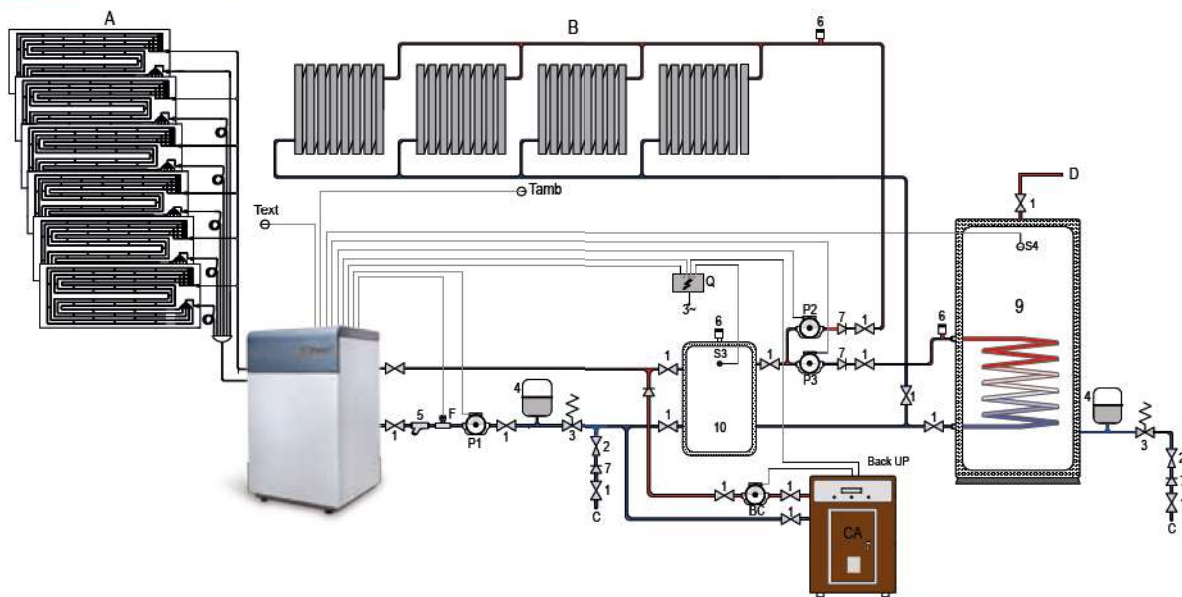
**Central heating**

Combined Solution (Central heating + Domestic Hot Water)



**Central heating**

Combined Solution with Backup (Central Heating + Domestic Hot Water with a backup boiler)



1 Shut-off Valve	7 Check Valve (non-return)	D Hot Water Outlet	S4 Temperature Sensor S4
2 Pressure Reducer	9 Thermal Storage	F Flow Switch	Tamb Environment Thermostat
3 Security Valve	10 Buffer Tank	P1 Circulating Pump 1	Text Outside Thermostat
4 Expansion Valve	A Thermodynamic Solar Panels	P2 Circulating Pump 2	BC Boiler Circulator Pump
5 Filter	B Environment Heating	P3 Circulating Pump 3	B2 Resistance Kit (Support)
6 Drain Valve	C Cold Water Inlet	S3 Temperature Sensor S3	Q Control Box

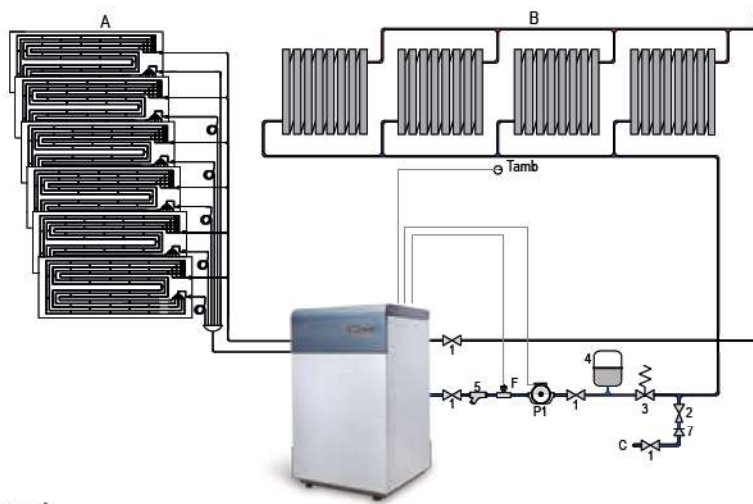
Choose your model

**SOLAR BLOCK** **88** **PLUS** **888** **A**

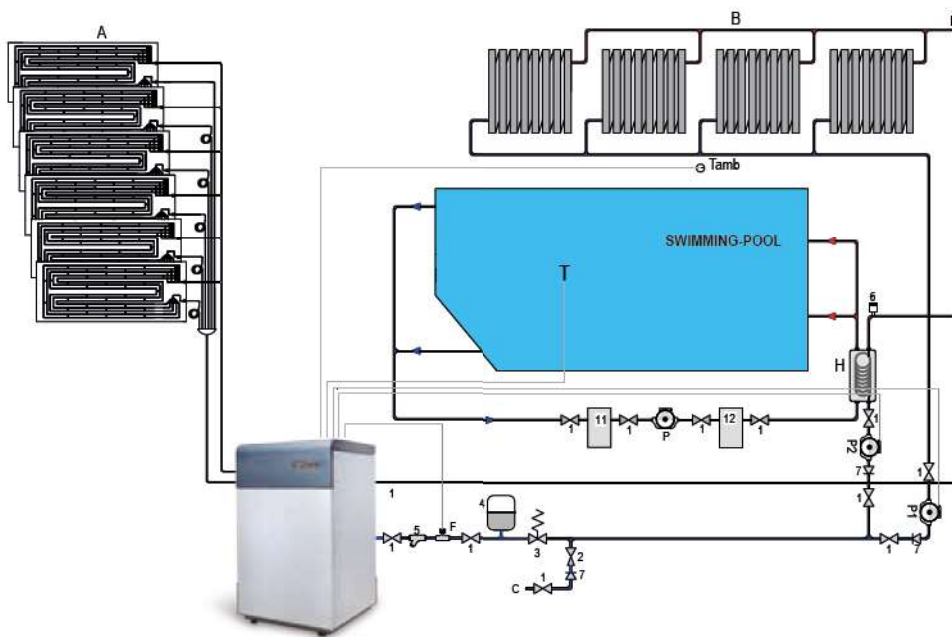
①                      ②                      \* ③                      \* ④                      ⑤

888 Represents the capacity of the equipment  
88 Represents the number of panels

**Central heating**  
Standard Installation



**Central heating + Swimming-pool**  
Combined Installation



1 Shut-off Valve	6 Drain Valve	B Environment Heating	Tamb Environment Thermostat
2 Pressure Reducer	7 Check Valve (non-return)	C Cold Water Inlet	T Thermostat
3 Security Valve	11 Pre-filter	F Flow Switch	G Swimming-pool
4 Expansion Valve	12 Filter	P1 Circulating Pump 1	H Water/Water Titanium Heat Exchanger
5 Filter	A Thermodynamic Solar Panels	P2 Circulating Pump 2	

CENTRAL HEATING

- 1 Model**  
Environment Heating Solar Block
- 2 Number of Solar Panels**  
6, 12, 16, 28, or 40

**\* 3 Combined Solution**  
A Central Heating or Central Heating + Domestic Hot Water (Plus)

- \* 4 DHW Cylinder capacity of the Combined Solution**  
Capacities available are 200, 300 or 500 litres
- 5 S Single-Phase Version**  
T Three-Phase Version

\* Only for the Combined Solution if applicable