

Newsletter of Nelson Branch NZDA | **March 2024**



C'mon Mum! Pay attention for Junior's sake!..... must be hungry after a wet West Coast night.



Check out the tops! February snow in Molesworth?

THIS MONTH

EDITORIAL

Roar Safety – Things to Be

Range Matters – Summer Series

Meat Hunting in February – Another Molesworth Story!

Fish & Game News

Lighten Up

CLUB NIGHT

Postponed to April

Because of Peak Hunting Period


MEMBER BENEFITS

IMPORTANT LINKS

Editorial

Whats up this month?

A big theme this edition is keeping everybody safe over our most intense hunting period - "make it good and make it home". So we have put in a lot of pictures to get the brain working and weblinks to go to for refreshers and more information. While safety is always in sharp focus at this time of year because so many are heading for the hills, the rules, advice and care apply all year round! By the way I didn't mention fitness this edition as an aspect because it's too late! If you know you are not as fit as you probably should be then manage your own and others' expectations. And its OK for old jokers to let young jokers to some heavy lifting!



Note that our plan for the ongoing "mini-ballot" for member vehicle access into the Flora / Gridion is on hold for the time being due to the 1080 Pesticide programme underway there (see last month's Echo). It made little sense to us (Nelson and Golden Bay) to administer vehicle access when meat hunting is off the menu for a fair period. As noted last edition, there will be repellent use in the Cobb area (10k hectares) and we will work with DOC to get into gear with vehicle access again at the appropriate time in the future. Of course usual foot access and permitted hunting is still allowed.

Personally, I am going to be greatly enjoying the next couple of months on various ballot blocks around the South Island and that includes one already done and reported on below. At a recent Club Night on "Hunting gear to take on a 2-day mission", a member asked about the certainty or futility of balloting. I replied that "if you aren't in, you can't win!" This autumn I have secured blocks in Molesworth, Blue Mountains RHA, Pisa Range and South Westland. But I put in a lot of effort to apply for them all (and am still waiting on a hoped-for winter block in Caples Greenstone RHA – another area where engagement by NZDA and GAC have achieved repellent use in the planned 1080 drop there). The various blocks have a multitude of differences about when and how to apply and it's a pain to learn (the hard way for me). I have made this point in writing to DOC and am hoping their review process might make it more streamlined, generic and easy. In the meantime, my plan is to support more people interested in ballots to understand the "ins and outs" of it all, this will be done on Club Night in July. Why so early? Because the first ballots open in September, and you need August to get your brain in gear about what you want to achieve and who with! Ballots force planning, and planning leads to definite action and hopefully success.

Good Hunting & Safe Shooting - **Richard Wells**

An advertisement for NZDA membership. The top left features the NZDA logo and the text "RENEW YOUR MEMBERSHIP BE IN TO WIN THE ULTIMATE TAHR HUNT & PRIZE PACK". The background shows a man in a tahr cape holding a rifle, with various hunting gear like jackets, hats, and boots displayed in the foreground. On the right, there is a call to action: "Join the NZDA Tahr Advocacy team for a Southern Alps wilderness tahr hunt during the peak of the 2024 rut in mid-May!". At the bottom right, it says "VALUED AT \$10,000".

Roar Safety – Things to Be

Be Legal

Make sure you are up to date with your public or ballot land permits (or private landowners' permissions) [GAC Licenses and Permits Information](#) and read the permit conditions.....



Hunting Permit

Permit Number: 00750163
Permit Validity Period: 2024-01-27 08:32:55 -
2024-05-26 08:32:55

Permit Conditions:

1. No firearm other than a high-powered centre fire rifle may be taken into the area, unless the permit is issued for shooting rabbits on which case LOW-POWERED SMALL CALIBRES CAN BE USED. Where this permit is issued only for game birds (as noted on the permit), only 12-20 gauge shotguns are permitted.
2. Hunting wild animals during the hours of darkness is prohibited.
3. This permit is not transferable and must be carried while hunting and produced on demand to any warranted officer or any other authorised person, and may at any time be cancelled by public notice issued by radio or published in a newspaper of the district.
4. Carcasses, offal and rubbish must not be left in stream beds or within loom of huts, campsites and tracks.
5. Care must be taken that streams, rivers and lakes are not polluted. All animals are to be killed as humanely as possible.
6. No fires to be lit in the open air without a fire permit.
7. No aircraft landings in wilderness areas.
8. Accessing and hunting on farmland requires the farmer's permission. Note: Other persons (trampers, fishermen, DOC rangers, guided groups etc) may be in the hunting area.
9. Hunters using a firearm must abide by the NZ Police Arms Code and hold a valid firearms licence.

.....as well as your firearms license, ensure team mates are too. Remember the rules re carriage and storage of firearms while out hunting.

Tips for travelling with firearms and ammunition this summer

Before you go on holiday, consider how your firearms and ammunition will be transported, stored and used safely while you're away.

Top safety and security tips:

- Firearms can never be left in a vehicle overnight. If you pack your vehicle the night before, make sure you leave time and space to pack your firearms just before you travel.
- Ammunition must be transported separately to your firearms, and in a locked container if practical.
- If you're not taking your firearms with you, make sure they're stored securely – take the keys with you and cover up your gun safe and ammunition storage.

[Learn more about safe storage and transportation](#)



Read more on the Firearms Rules here: [FSA Rules](#)

Be Firearms Safe

Always obey the 7 Rules


The 7 rules of firearm safety

- Rule 1** Treat every firearm as loaded
- Rule 2** Always point firearms in a safe direction
- Rule 3** Chamber a cartridge only when ready to fire
- Rule 4** Identify your target beyond all doubt
- Rule 5** Check your firing zone
- Rule 6** Store and transport firearms and ammunition safely
- Rule 7** Avoid alcohol or drugs when handling firearms




Te Tari Pūreke
Firearms Safety Authority

Be Visible to Humans



Deer are colour blind..... People are not.

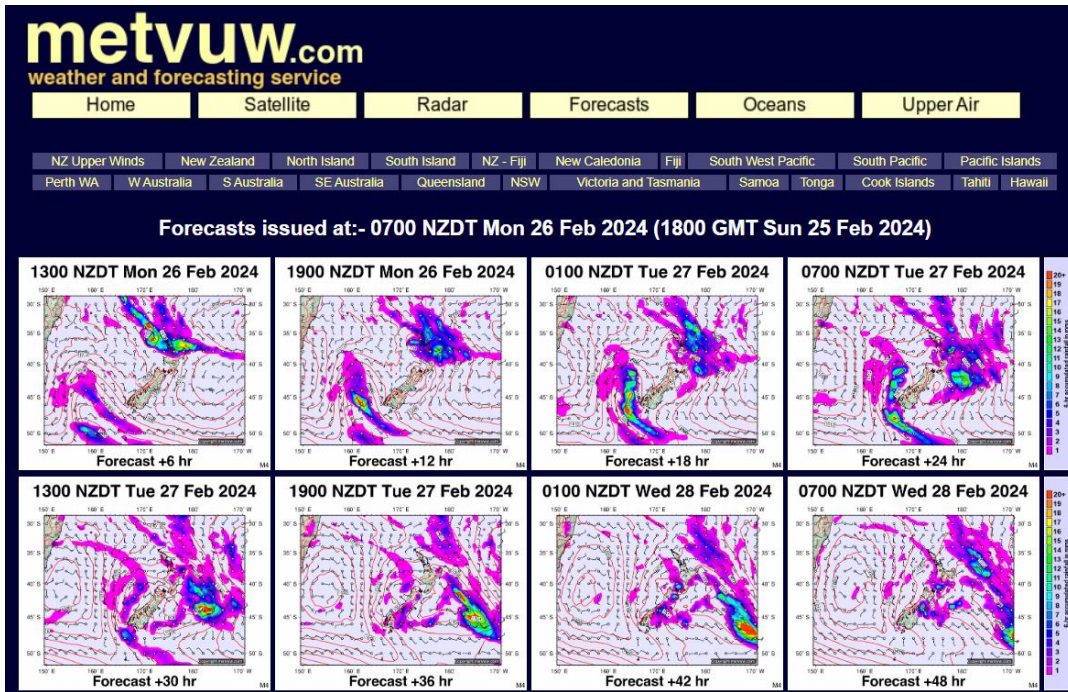
Be River Safe



Don't cross when you should not, no river HAS to be crossed despite what ypu might tell yourself!

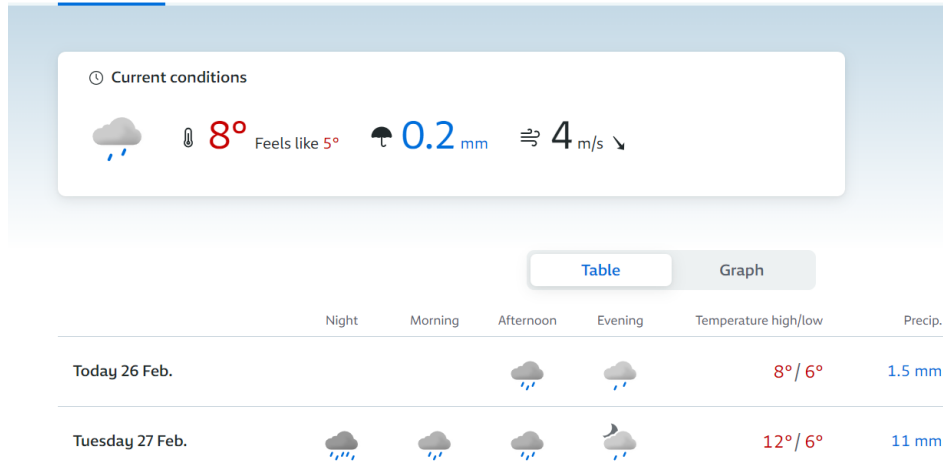
Watch this MSC video for a refresher [MSC River Safety](#)

Be Weatherwise



YR Fiordland National Park ☆
Mountain peak, Southland District, Southland (New Zealand), elevation 1063 m

Forecast Other conditions Map Details



Use all the great Apps and websites, there really is NO excuse these days to not have a good grip on the next 5 days weather at least. I use YR and MetVUW all the time but there are other popular sites.

Weather YR [Link YR](#)

MetVUW [Link MetVUW](#)

Metservice [Link Metservice](#)

Windy [Link Windy](#)

Weather Watch [Link WeatherWatch](#) (great maps of Pacific area and so long view of what's coming our way)

Be HeliSafe



Flying is fun but be sure you know how to keep yourself, your pilot and the aircraft safe while loading, boarding and disembarking. Check out this free online DOC Course especially if you are new to choppers. [DOC Helisafety](#)



Be Sure of Your Whereabouts



Make sure your navigation gear is working, you have backups (at least a compass), check batteries and powerpacks. Ensure your team know how to use it.

Be ready for the moment....

For the worst....**always have a PLB**, first aid gear and ensure your intentions are known by your people back home - you can use online tools such as [AdventureSmart Intentions Form](#) and use Hut Books when available



And the best....**be ready** to enjoy yourself! **Double check everything** and then you can relax and enjoy your autumn hunting experiences!



Always good to see a leg showing out of a pack and steak on the table.



Range Matters

If interested in using the Range always check the calendar on our website: [Nelson NZDA Range Info](#)

Always be aware of and comply with our Ranges' Standing Orders – they are posted at the Ranges, but you should refresh yourself from our website:

Packers Creek – [Standing Orders Click Here](#) Range Use Etiquette - [Etiquette and Golden Rules Click Here](#)

Murchison Community Range - [Standing Orders Click Here](#)



Results from Summer Series 2023-24

Graeme Smith holds onto a slender lead.....

Rimfire Benchrest - Murchison Range 11.2.2004

		T1	T2	Total
1	Graeme Smith	245.08	246.10	491.18
2	Carina Jackson	245.06	241.11	486.17
3	Greg Couper	240.09	236.06	476.15
4	Michael Kidson	232.04	238.07	470.11
5	Chris Turner	224.05	232.07	456.12
6	Anne Marie Kidson	225.04	223.02	448.06
7	John Ronaldson	215.04	225.07	440.11
8	Judith Peacock	202.00	230.05	432.05
9	Aiden Brown	212.04	215.05	427.09

	17-Sep	16-Oct	12-Nov	18-Dec	15-Jan	11-Feb	12-Mar	16-Apr	7-May	Total
Graeme Smith	8	6	8	7	7	9				45
Greg Couper	10		10		11	7				38
Carina Jackson	9		9		10	8				36
Anne Marie Kidson	3	5	6	6	5	4				29
Graeme Vallance	7	1	7		8					23
Terry Farnham	6		2		9					17
Michael Kidson	4	4	1	4	3	6				22
John Ronaldson	2	2	3	2	6	3				18
Chris Turner			4	5	2	5				16
Simon Cotton	4			3	4					11
Aiden Brown		3	5	1		1				10
Craig de Winnaar	5									5
Tony Carter					1					1
Judith Peacock						2				2

As always – if interested in having a try at benchrest shooting contact Graeme Smith by email lvhvbr@gmail.com We will support you!

Meat Hunting in February?!

After many attempts we (fellow member Dave Woods, myself and daughter Ros) finally managed to get a Molesworth block in the Acheron area. Yeeehah! But given it was at the end of January/early Feb it was creating a few dilemmas.....we were really on a meat expedition not trophy. So, we planned accordingly with the option to beat it home if we got lucky as well as being geared up with eskies etc. This came crashing down somewhat when we were advised the Acheron gate was to be locked because of fire danger management...suddenly we were looking at a 9-10km walk before we even got started hunting.

A few days before liftoff and a "bit of a cold front" was predicted to blow through...perfect we thought. But during the drive down through the Lewis it's bucketing down with rain and suddenly vision of the river conditions started to weigh on our minds....there is a footbridge upriver from our block but that would nearly double the distance we had to walk to get into our hunting area and that didn't sit well with the hoped for meat mission. We have been troubled with high rivers here before, both the Clarence and Acheron rise rapidly and stay up (especially the Clarence) due to large catchments. Fortunately, there are two good websites that give the river flows in real time, and we used this to get a feel for our chances.

Clarence [Clarence Flow](#) Acheron [Acheron Flow](#) And all metered NZ rivers... [River Flowrate NZ](#)

We holed up in the Hanmer Forestry Camp (great accom in their twin bed huts at \$30 per person!) and early next day set off. It was damp and cool for the walk in.....we saw a few pigs across the river by the cableway – but not our block so hands off. On arrival at our planned crossing (previously identified via Google Earth) the river looked OK height wise but a little murky.



Dave did a "stick but no pack" explore and found it was crotch high (which is about our limit as we are not river people) so we felt we were all good. As soon as we crossed onto the true left it started to rain which led to a rapid deployment of tent and fly as well as moans about fire risk. We (well.... I) did a rough job in a hurry which would haunt us later. However, by 10.30 we were off up the hill.



Pretty soon we spotted a few deer but a long way off...we needed something close by if we could luck it.

About 1 pm, and 1 km away and 200 m up from camp, Ros hissed that “a spiker was staring at us...”. I threw my big pack on the ground for her to rest on and 30 seconds later the stag was rolled over in the patch of scrub a few hundred meters above us. Great shot! It’s always a good sign when you see the back legs tuck-in as they roll! A hind and fawn jogged out below us on hearing the shot.

Well, the stag was in a small clearing in the middle of the biggest collection of prickly plants known and it took a long and unhappy time to bash our way in. It had, luckily, stopped against a tree (well a tree in Molesworth terms) or it would have slid down a very steep bank into a very, very bad place instead of just being in a regular bad one. We ended up tying its head to the tree as even in death, it kept trying to “get away” downhill. One of the more difficult “field dressing” situations I have been in especially as the “spiker” had suddenly turned into quite a big and heavy stag....it had to be done where it fell.



In the hawthorn, gooseberry, matagouri and briar patch

When trying to get at “the other side” it somehow managed to flip me head over heels down into the thorns, much to the amusement of the team.... and the stag would have liked it too....





But the poor terrain was made up for by the weather. How often in Molesworth in February can you hang deer legs in a tree, relax and wait for them to set? We had a lot of meat as both shoulders were good too and the initial chilling was great. Down the hill we went with 30 kgs of beautiful meat without a bone in it, arriving at camp at 4pm... which shows it took a while to carve up the beast.

It then started to drizzle, blow, then kind of sleet. This was the forecast front right on time (thanks Weather YR!) but we had forgotten about it in the excitement... We were all very tired and dived into our too hastily pitched shelter. Trouble was our "summer fly camp experience" suddenly got really wintery....and we were oriented all wrong with the wind coming through the fly instead of across. We had just enough room for us, our gear and the meat so by 6 pm were hunkered down in our sleeping bags with every stitch of clothing on. There was some civil unrest when a massive black and gold spider made its presence known but after its eviction, we were all good for the night despite blustery cold wind and sleet.

I'd been told by wise fellow hunter to take a woolly hat and I was very pleased to have it as it was on all night! But no flies on the meat! Dave had his summer sleeping bag...wrong move but at least he was in a tent with like, doors, floors and stuff.



Free ice in summer...thanks nature!

By morning we had snow on the tops, ice on the fly, well chilled meat and a better understanding of clothing needs. Dave said "that's amazing" at least 6 times while looking at his ice encrusted tent! We pursued 3 deer that jogged past above our camp, but we were pretty halfhearted, knowing we already had a load to carry back out. We had left the Ute 7 am Saturday and were back there by 2.30 pm Sunday after what was a short, intense (in many ways) and great time.

PS believe the weather forecast - plan accordingly.....Report & Pics from *Richard & Ros Wells and Dave Woods*.

Next Club Night – None in March ‘cos we are away hunting! – see you all at the end of April!



Photo Comp Winners: 2022 - Warren Plum above, and 2023 - Aaron Shields below



Fish and Game News

NELSON MARLBOROUGH FISH & GAME REPORT



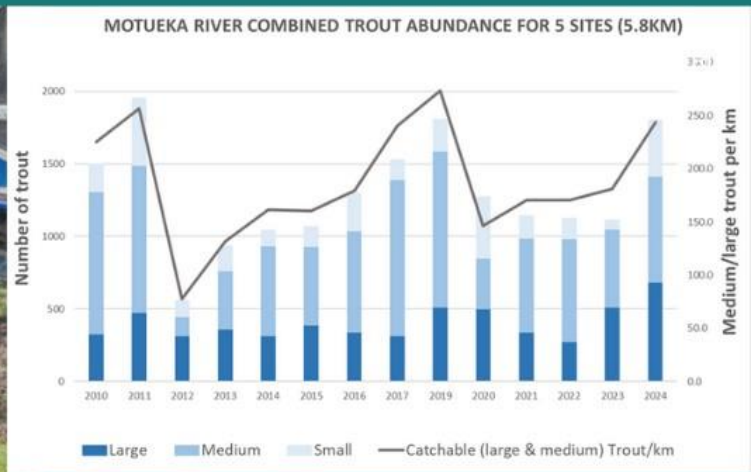
DRIFT DIVES IN FULL SWING: Staff have completed drift dives on 18 rivers so far this season, with more coming up over the next two months. The standout has been the Motueka River, where fish numbers are on the rise due to a year or two of stability (e.g. few significant flood events). March is one of the best months to fish the Mot, trout are still actively feeding and water temperatures are optimal - especially after a fairly hot January-February period.

COMPLIANCE UPDATE: We've been active on the compliance front recently, both on local lowland waterways and more remote rivers, including our Designated Water fisheries. Of note is an increase in the number of non-resident anglers in the area, who were largely absent leading up to Christmas. Three anglers have been found to be fishing without a licence so far this season, which is fairly high for this region, where we enjoy a usually very high compliance rate (99%+).


FISH & GAME HELP BUILDING WETLANDS: Fish & Game continues to assist in building wetlands in the Tasman Region. A recent collaboration between Landcare NZ, Motueka Catchment Collective, and landowners Judith and Kim Rowe, saw construction on a 0.7 hectare wetland on their property in the Motueka Valley. The principle behind the construction was building 'lowcost wetlands that don't need a consent', which is becoming more popular with landowners. We hope to be involved with similar projects over the coming years, and are currently providing advice on a number of new wetlands in the Motueka Valley.



Effective wetlands can be built for relatively low cost, and some without Council consent



Lighten Up



Never be afraid to have a crack at the big one!

Member Benefits – Know & Get Your Share!



A special insurance package has been developed by NZDA for members*.

As a NZDA member you and your family can feel safe knowing you are personally covered in a hunting related accident or while undertaking NZDA activities.

Insurance only covers financial members, and is often a requirement when hunting on forestry blocks, so with our insurance cover you can access more hunting opportunities.

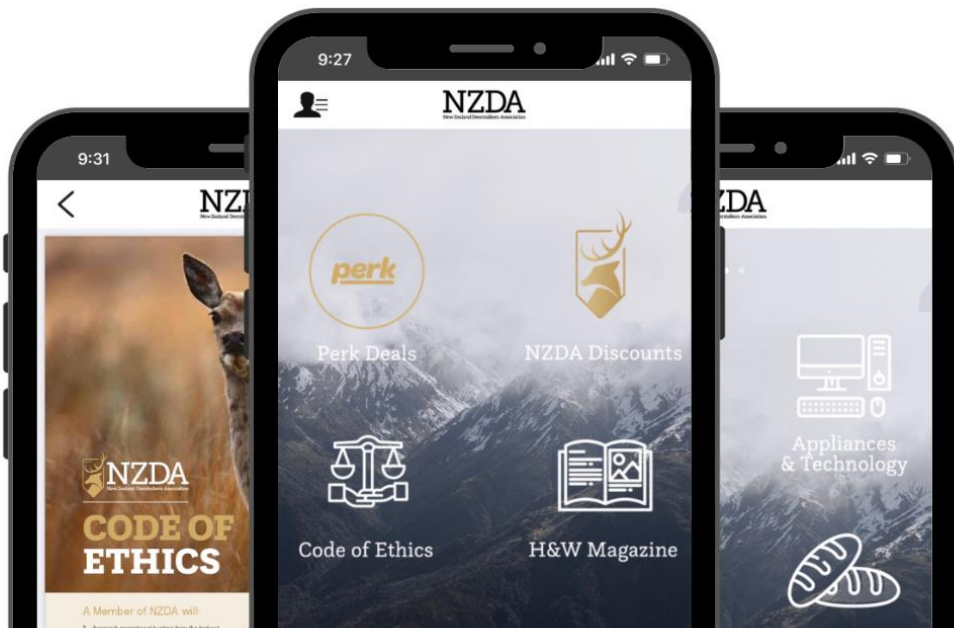
NZDA and all our members are covered by [AIG Insurance New Zealand Limited](#) insurance when hunting and undertaking NZDA activities.

The insurance indemnity cover includes:

- \$10,000,000 for General Liability
- \$10,000,000 for Products Hazard Liability
- \$500,000 for Statutory Liability

*Excludes Associate Membership

A MAJOR PERK OF YOUR NZDA MEMBERSHIP IS THE OFFICIAL APP.



Save your membership fee by using the NZDA discounts - [click here](#):

NZDA APP Discounts and More



Membership with the NZDA comes with a number of benefits:

- [Membership App](#) with discounts at major retailers.
- Regular [newsletters](#), advice and information directly to your inbox, both at your local Branch level and on nationally significant level. We inform our members about events and changes in the laws affecting hunting and shooting. We will also be the first to tell our members about current lobbying issues.
- Exclusive NZDA discounts:
 - Interisland Ferry group booking discount (contact us for the code)
 - [Go Native](#) outdoor meals and snacks, 25% discount
 - [Ridgeline Clothing](#) - functional, purpose designed hunting gear, 10% discount + exclusive discounts for HUNTS Instructors and graduates
 - [SWAZI Pro Deal](#), sign-up with your valid NZDA membership
 - [AJ Productions](#) - electronic game caller and trail cameras, 10% discount
 - [Kilwell Sports](#) hunting supplies, 15% discounts on website orders
 - Hunting with [Huntahr Guiding](#), 10% discount
 - Heli Sika, 10% discount on helicopter flights to hunting blocks
 - [Murchison Heli Tours](#), 10% off your flights
 - [NZ Taxidermy Ltd](#), 10% discount on mounts
 - 30% discount of Department of Conservation annual [Backcountry Hut Pass](#) or 'Hut Pass'. [See the DoC website for more details](#)
 - [Bush Life NZ](#), 20% discount on web orders
 - 10% discount at all good sporting, shooting and hunter retailers on request
- Public Liability [Insurance](#) when hunting and undertaking NZDA activities
- Quarterly Member Magazine: [NZ Hunting & Wildlife](#) - Spring, Summer, Autumn and Winter
- Branch club nights and guest speakers
- Conference and events
- [Competitions](#)
- Access to rifle ranges
- Networks of facilities, accommodation and huts
- [HUNTS training program](#) – training courses & certification for HUNTS Instructors
- Head measuring – access to [Douglas score](#) measurers
- [Research grants](#)

SUPPORTERS OF NELSON NZDA HUNTS COURSES AND KAI RESCUE **MORE INFO HERE:**

MEAT SOLUTIONS

Red Deer Lodge

- Information on costs and bookings of the Red Deer Lodge at Lake Rotoiti [Red Deer Lodge](#)
- Contact for Accom: info@starnaudholidaycottages.co.nz
- **Always remember to advise you are a Nelson member.**

2022 Branch Committee, Information & Contacts

- All details can be found on our refreshed website: [Nelson Branch Committee](#)
- Website [Nelson Branch NZDA](#)
- Facebook [Facebook Nelson NZDA](#)

Other Key Links - **click on the orange.**

- NZDA National Association [NZDA](#)
- DOC Hunting Portal [Hunting Conservation Land](#)
- Fiordland Wapiti Foundation [Wapiti](#)
- Game Animal Council [GAC](#)
- Walking Access NZ [WAMS Maps](#)
- LINZ Basemaps [MAPS Link](#)

Ballots

- [Haast Ballot](#)
- [Wanaka Ballot](#)
- Southland [Waikaia](#) [Leithen Bush](#) [Wainakarua](#) [Catlins](#)
- Fiordland [Wapiti Foundation Ballot](#)

- COLFO [COLFO](#)
- Mountain Safety Council [MSC](#)
- MSC Videos on everything safety and hunting [Watch Videos](#)
- Avalanche Advisory [Avalanche Advisory Site](#)
- NZ Police (Firearms Law) [Firearms](#)
- Police Firearms Safety Videos [FSA Safety Videos](#)

Also see here for firearms storage and carriage: [NZ Police Guide to Lawful Storage and Carriage of Firearms](#)