



















1:4,000 @ A5 - 2m contours



### IntrO Short courses

Course D	0.8 km			
				Start:
1 44				N inside corner of flower bed
2 42				Special item
3 40				Middle lone tree
4 33				Lone tree
5 41				S outside corner of building
6 38				SW inside corner of flower bed
7 35				Flower bed and path junction
8 31				S side of lone tree
	<b>90 m</b>			Navigate 90 m to finish

