

# Technical Data Sheet

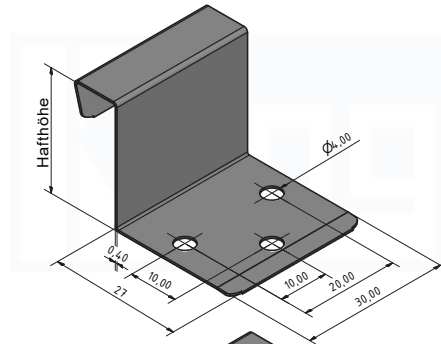
## Fixed Clip



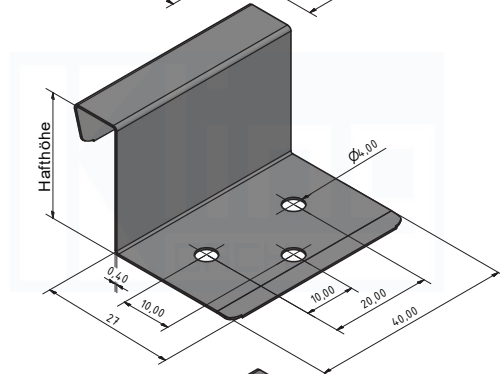
## Fixed Clip

- Material: stainless steel V2A 1.4301
- Sheet thickness: 0,4 mm
- VPE: 500 pcs  
400 pcs (50mm)

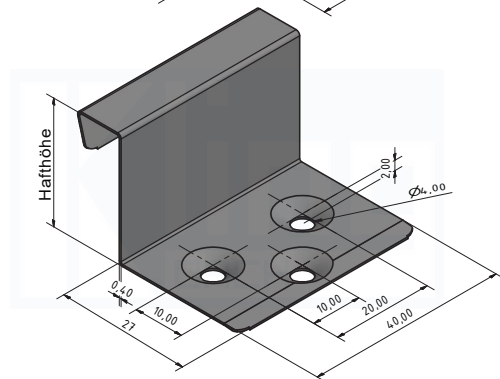
-Available in the following adhesion heights:



- Adhesion width 30mm**
- 25mm: Art. Nr.: PHE15525
  - 28mm: Art. Nr.: PHE15528
  - 30mm: Art. Nr.: PHE15530
  - 32mm: Art. Nr.: PHE15532
  - 38mm: Art. Nr.: PHE15538
  - 50mm: Art. Nr.: PHE15550



- Adhesion width 40mm**
- 25mm: Art. Nr.: PHE15025
  - 28mm: Art. Nr.: PHE15028
  - 30mm: Art. Nr.: PHE15030
  - 32mm: Art. Nr.: PHE15032
  - 38mm: Art. Nr.: PHE15038
  - 50mm: Art. Nr.: PHE15050



- Fixed Clip Plus**
- Adhesion width 40mm**
- 25mm: Art. Nr.: PHE15025PL
  - 28mm: Art. Nr.: PHE15028PL
  - 30mm: Art. Nr.: PHE15030PL
  - 32mm: Art. Nr.: PHE15032PL
  - 38mm: Art. Nr.: PHE15038PL
  - 50mm: Art. Nr.: PHE15050PL

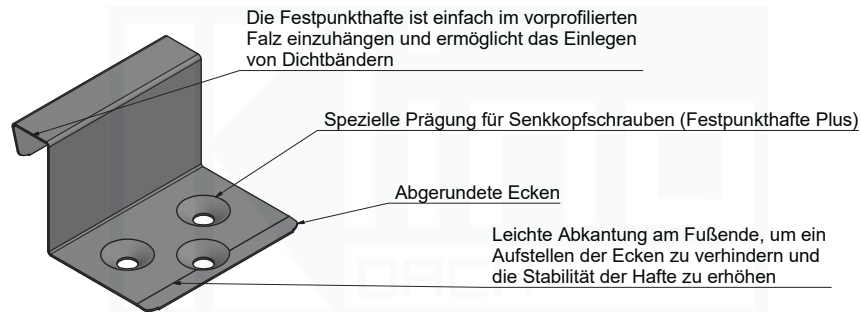
### Application:

Metal roofs and facades are exposed to external environmental influences such as wind and temperature-induced length expansions. To avoid damage a correct positioning of the fixed and sliding clips is required. The laying arrangement of the sliding clips is dependent on the roof inclination and must be taken from the plumbing/tinsmith rules and regulations of the ZVSHK.

**Note: In all cases the technical regulations (of the respective countries), legal regulations (of the respective countries), statics and local conditions must be observed!**

# Technical Data Sheet

## Fixed Clip



### Quality:

All fixed clips are industrially produced with stamping and bending machines. Internal quality controls ensure a consistently high quality of fastening elements.

### Extraction values:

The extraction values of the fixed clips depend on the quality of the roof substructure and the fasteners used. For the clips extraction values of 600N (60kg) can be assumed. However, the maximum clip distance must not exceed 500mm.

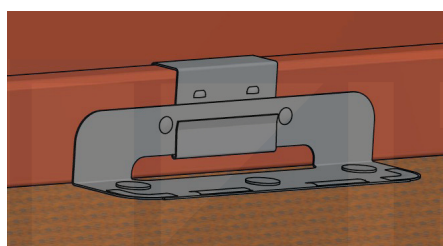
### Fasteners:

The following fastening materials must be used for mounting the fixed clip:

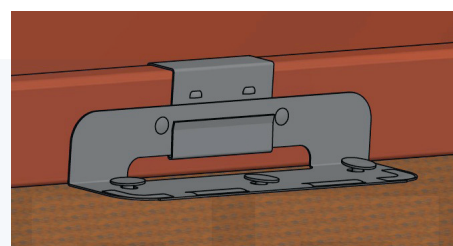
- Grooved nails made of stainless steel according to DIN 1052 and according to load capacity class 3/C  $\geq 2.5 \times 25\text{mm}$
- Countersunk head screws in stainless steel 4.0 x 25 or 4.0 x 30mm with lead covers

### Installation:

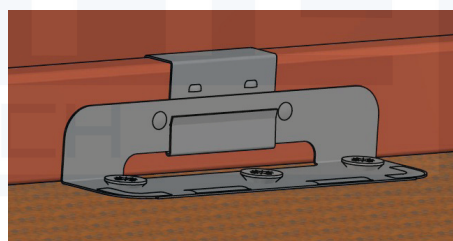
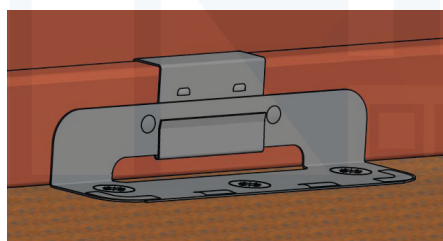
Careful assembly of the individual clips is indispensable. Nails, screws, etc. which are protruding from the surface, should be reworked as this could lead to injuries to the roof skin. When using countersunk head screws as fasteners, we recommend using the Fixed Clip Plus with countersunk holes.



right



wrong



# Technical Data Sheet

## Fixed Clip



### Roof substructure:

The roof skin and its fastening can only withstand the stresses the roof substructure can withstand. Before applying the fastening, the structure of the substructure must be checked for the required quality and strength.

The required nominal thickness of the formwork for roofing is at least 24mm (22mm for wood-based panels) at the time of installation.

### Use:

The fixed clips prevent the sheet metal roof from slipping off. The number of fixed clips used must be adapted to the weight of the roof, the inclination of the roof and additional superstructures such as snow retention systems and solar systems. For high snow and wind loads such as in the alpine area or near the coast, it is recommended to use clips with a width of 40mm.

### Arrangement:

The arrangement and the number of fixed clips is dependent on the loads to be absorbed, the inclination of the roof and the expansion possibilities at the ridge and eaves. The fixed clips are arranged on a length of 1 - 3m as shown in the figure below. When using snow and solar systems, the number of fixed clips must be adapted to the loads that are to be expected.

### Range of fixed clips depending on the inclination of the roof

